



District Report Card: 2017


State: Odisha	District: Kandhamal
Class: 3	Subject: Mathematics
Schools: 52	Students: 811


Participation/Coverage


Students

<div>GENDER</div> <div></div>	Boys		Girls	
	Number	%	Number	%
	394	48.58	417	51.42

<div>AREA</div> <div></div>	Rural		Urban	
	Number	%	Number	%
	791	97.53	20	2.47

<div>CATEGORY</div> <div></div>	SC		ST		OBC		GEN	
	Number	%	Number	%	Number	%	Number	%
	135	16.65	455	56.10	194	23.92	27	3.33

<div>CWSN</div> <div></div>	LD	VI	HI	S&LD	ID	Oth
	3	2	1	3	3	5

<div>Management</div> <div></div>	Government		Government-aided	
	Number	%	Number	%
	811	100.00	0	0.00

Average Performance of Students in Mathematics (%)

Overall	Gender		Area		Management		Social Group			
	Male	Female	Rural	Urban	Govt.	Aided	SC	ST	OBC	GEN
46.55	48.17	45.02	46.87	34.00	46.55	0.00	48.20	47.15	45.19	38.02

Performance on Learning Outcomes (LOs)

Learning Outcomes	Description	Average Performance(%)
M301	Reads and writes numbers up to 999 using place value	47.69
M302	Compares numbers up to 999 based on their place values	54.01
M303	Solves simple daily life problems using addition and subtraction of three digit numbers with and without regrouping	42.45
M304	Constructs and uses the multiplication facts (up till 10) in daily life situations	43.34
M305	Analyses and applies an appropriate number operation in the situation/ context	48.58
M306	Explains the meaning of division facts by equal grouping/sharing and finds it by repeated subtraction	45.50
M309	Identifies and makes 2D-shapes by paper folding, paper cutting on the dot grid, using straight lines etc.	66.56
M311	Fills a given region leaving no gaps using a tile of a given shape	9.98
M312	Estimates and measures length and distance using standard units like centimeters or meters & identifies relationships	30.25
M317	Reads the time correctly to the hour using a clock/watch	46.49
M318	Extends patterns in simple shapes and numbers	37.12
M319	Records data using tally marks, represents pictorially and draws conclusions	69.17

Range of Performance of Students who Answered Correctly							
Below 30%		30% - 50%		50% - 75%		Above 75%	
Number	%	Number	%	Number	%	Number	%
203	25.03	244	30.09	259	31.94	105	12.95

Lowest Performing Learning Outcomes (LOs)

- 1 - Fills a given region leaving no gaps using a tile of a given shape (9.98)
- 2 - Estimates and measures length and distance using standard units like centimeters or meters & identifies relationships (30.25)
- 3 - Extends patterns in simple shapes and numbers (37.12)
- 4 - Solves simple daily life problems using addition and subtraction of three digit numbers with and without regrouping (42.45)
- 5 - Constructs and uses the multiplication facts (up till 10) in daily life situations (43.34)